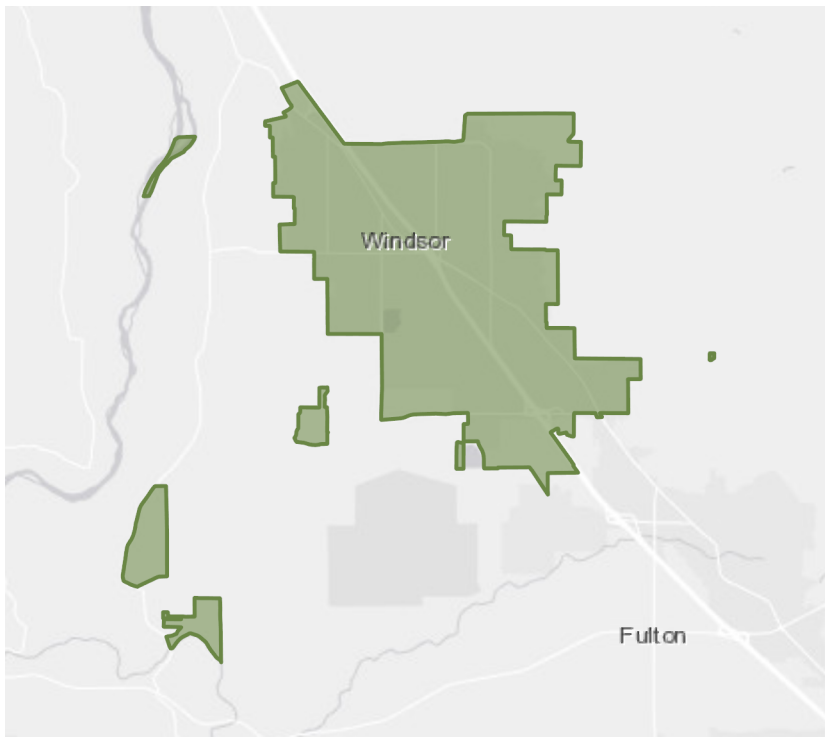


POPULATION TRENDS AND KEY INDICATORS

Windsor Town, CA



27,529	9,137	3.01	38.3	\$99,553	\$575,022	156	89	72
Population	Households	Avg Size Household	Median Age	Median Household Income	Median Home Value	Wealth Index	Housing Affordability	Diversity Index

MORTGAGE INDICATORS



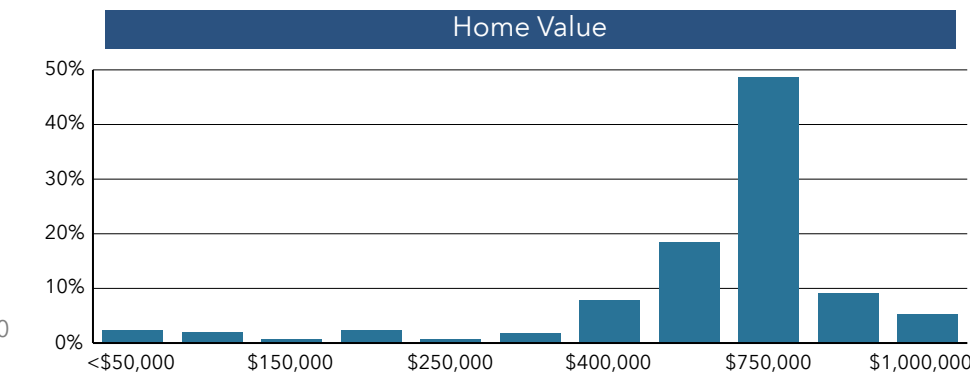
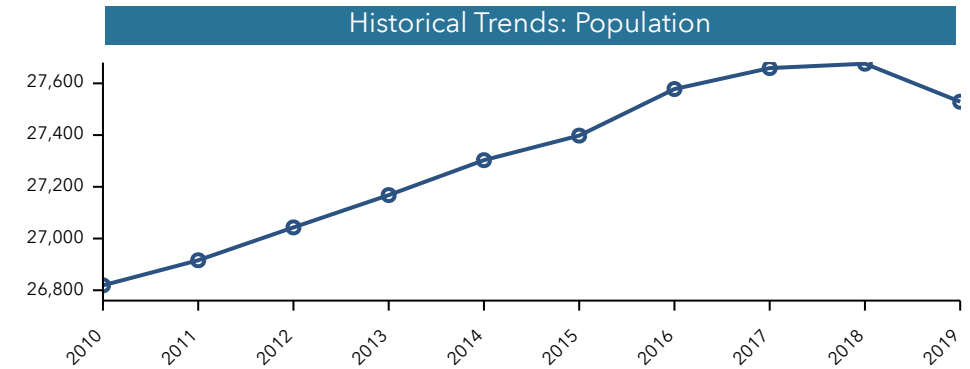
\$14,940

Avg Spent on Mortgage & Basics



28.3%

Percent of Income for Mortgage



POPULATION BY AGE



POPULATION BY GENERATION



7.1%

Greatest Gen:
Born 1945/Earlier



21.8%

Baby Boomer:
Born 1946 to 1964



20.1%

Generation X:
Born 1965 to 1980



23.2%

Millennial:
Born 1981 to 1998



24.1%

Generation Z:
Born 1999 to 2016



3.6%

Alpha: Born
2017 to Present

